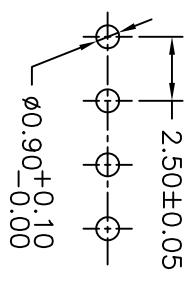
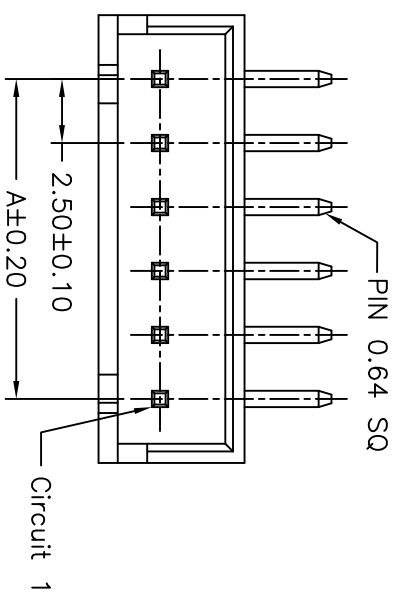


REV/ECN NO.	LOCATIONS.	DESCRIPTION	DATE	CHANGER



P.C.B LAYOUT



Ordering Information & Dimensions

PART NO.	Dimensions	
	A	B
TS251WR-02T0	2.50	7.50
TS251WR-03T0	5.00	10.00
TS251WR-04T0	7.50	12.50
TS251WR-05T0	10.00	15.00
TS251WR-06T0	12.50	17.50
TS251WR-07T0	15.00	20.00
TS251WR-08T0	17.50	22.50
TS251WR-09T0	20.00	25.00
TS251WR-10T0	22.50	27.50
TS251WR-11T0	25.00	30.00
TS251WR-12T0	27.50	32.50
TS251WR-13T0	30.00	35.00
TS251WR-14T0	32.50	37.50
TS251WR-15T0	35.00	40.00
TS251WR-16T0	37.50	42.50
TS251WR-17T0	40.00	45.00
TS251WR-18T0	42.50	47.50
TS251WR-19T0	45.00	50.00
TS251WR-20T0	47.50	52.50

**SPECIFICATIONS**  
 Current Rating: 3A AC,DC  
 Voltage Rating: 250V AC,DC  
 Temperature Range: -25°C ~ +85°C  
 Contact Resistance: 10mΩ Max  
 Insulation Resistance: 1000MΩ Min  
 Withstanding Voltage: 1000V AC/minute  
 Pin Material: Brass/Tin-plated  
 Material: Nylon 66,UL94V-0  
 Color: Natural(White)

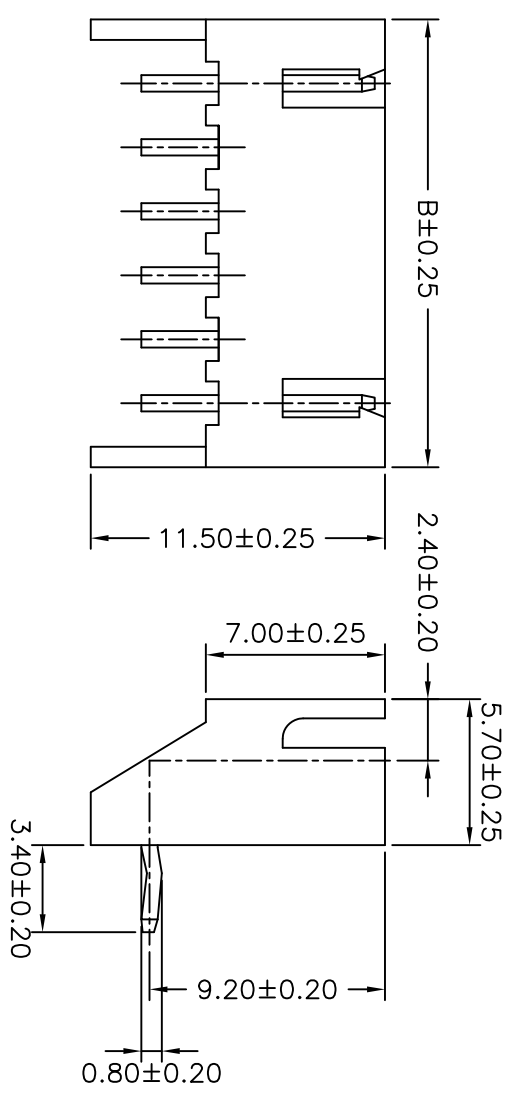
**Ordering Code:**

TS251WR - X X X X X  
 ① ② ③ ④

- ① Series No.
- ② No. of Circuits

③ Plating option:  
 T = 3.05μm(120μ") Min. Tin  
 over 0.76μm(30μ") Nickel

④ Type: 0= Right angle  
 Packing:Bag



GENERAL TOLERANCE		X ±		X ± 1°	
X ± 0.30		X ±		X ±	
XX ± 0.20		XX ±		XX ±	
.XXX ± 0.10		.XXX ±		.XXX ±	
CUSTOMER DRAWING		PART NO.		DRAWING NO.	
		TS251WR-XXT0		sunny	
				mm	
				SCALE: 1:1	
				SHEET: 1 / 1	
				A	

鉅創科技有限公司  
 TRONTEK TECHNOLOGY CO.,LTD.  
 TITLE: WAFER 2.50mm(0.89") RIGHT ANGLE PIN HEADER

20121105

APPROVED: Paul

CHECKED: Paul

DRAWN: sunny

SCALE: 1:1 SHEET: 1 / 1 A