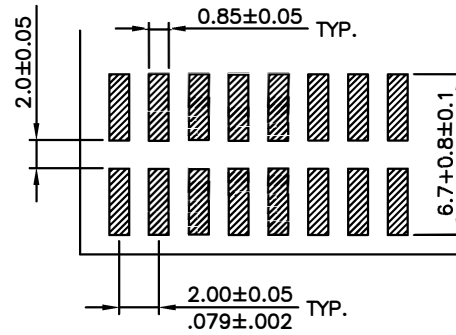
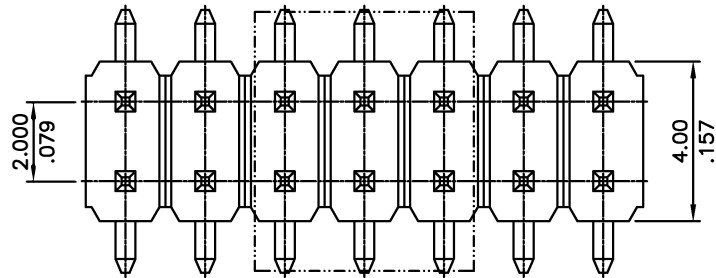


REV.	ECN NO.	LOCATIONS	DESCRIPTION	DATE	CHANGER



Recommended P.C. Boarded Layout

Material:

- * Insulator: Nylon 6T With 30% GF.
UL 94V-0 Color Black
- * Square Pin: Brass
- * Pick & Place Pad:
Nylon 6T
UL 94V-0 Color Nature

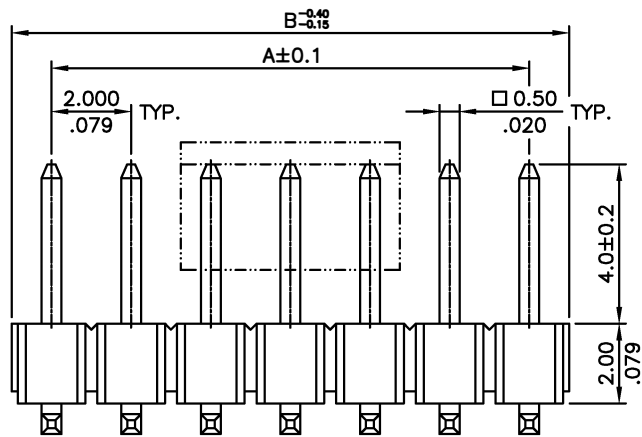
Ordering Code:

P82F8X01- X X 0 X

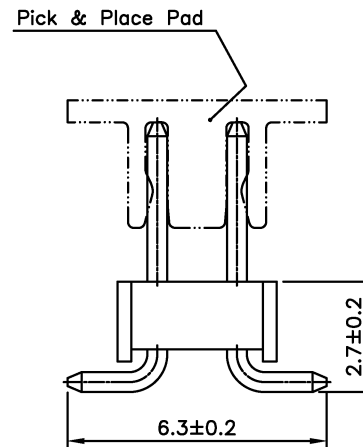
① ② ③ ④ ⑤

- ① Series No.
- ② Plating code:
G=Gold Flash plated over
1.27 μm (50 μ") Nickel
- ③ No. of Contact: 04 to 80
- ④ OTHER OPTIONS:
0=STANDART
- ⑤ C=Without Pick & Place Pad

A=With Pick & Place Pad
(Tape & Reel packing)



DIM. A = 2.00 X No. of Spaces
DIM. B = DIM. A + 2.00
* Available in 4 through 80 Citcuits



GENERAL TOLERANCE		ALL LINK CONN. TECHNOLOGY CORP.			
X ±	X° ± 1°	TITLE: PIN HEADER 2.0mm(.079") DUAL ROW H2mm SMT			
.X ± 0.30	.X° ±				
.XX ± 0.20	.XX° ±				
.XXX ± 0.10	.XXX° ±				
CUSTOMER DRAWING		PART NO. P82FX01-XX0X	DWG NO. 20120512		
APPROVED Paul	CHECKED: Paul	DRAWN: sunny	UNIT mm	SCALE: 1:1	SHEET: 1 / 1
			PROJ.	REV. A	