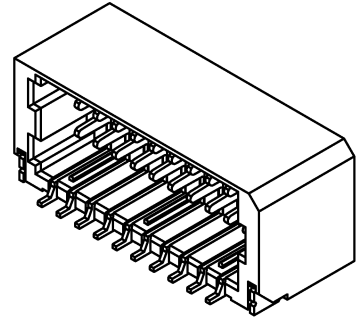


REV.	ECN NO.	LOCATIONS.	DESCRIPTION	DATE	CHANGER



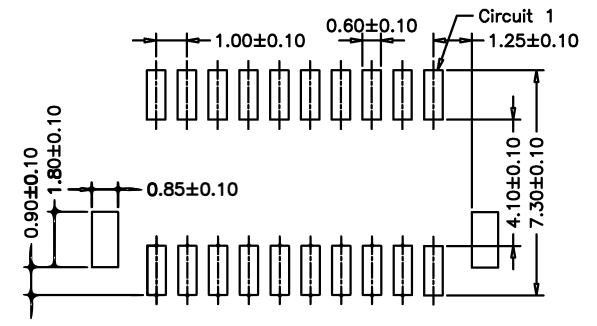
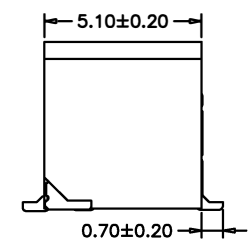
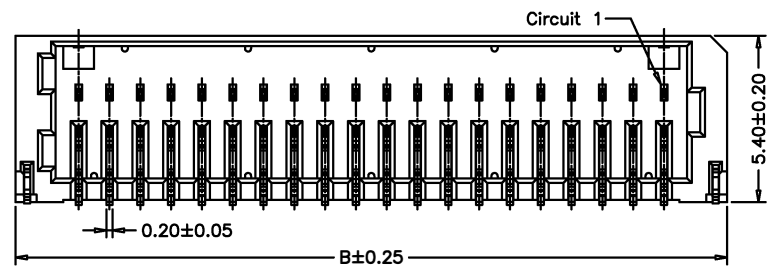
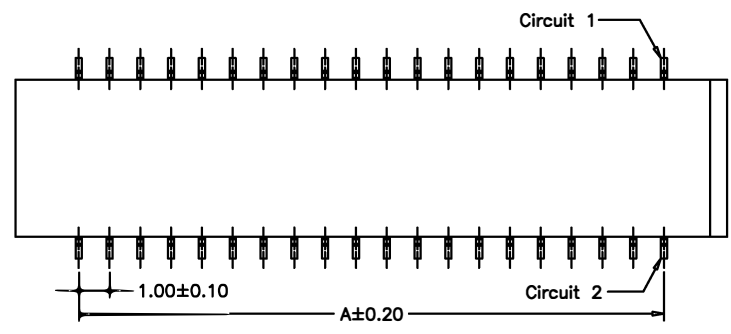
**SPECIFICATIONS**  
 Current Rating: 1A AC,DC  
 Voltage Rating: 50V AC,DC  
 Temperature Range: -25°C ~ +85°C  
 Contact Resistance: 20mΩ Max.  
 Insulation Resistance: 100MΩ Min.  
 Withstanding Voltage: 500V AC/minute  
 Pin Material: Phosphor Bronze/Gold-flash  
 Solder Tabs: Brass/Tin-plated  
 Material: Nylon 6T,UL94V-0  
 Color: Natural(Beige)

**Ordering Code:**  
TS102WR-S - X X X X  
 ① ② ③ ④

- ① Series No.
- ② Contacts: 30 to 50
- ③ Plating:  
 G= Gold flash plated over 50u" Nickel
- ④ A= Reel packing  
 C= Tube packing

**Ordering Information & Dimensions**

PART NO.	Dimensions	
	A	B
TS102WR-S-12GA	5.00	9.10
TS102WR-S-16GA	7.00	11.10
TS102WR-S-20GA	9.00	13.10
TS102WR-S-30GA	14.00	18.10
TS102WR-S-40GA	19.00	23.10
TS102WR-S-50GA	24.00	28.10



**PCB LAYOUT**

GENERAL TOLERANCE		<b>ALL LINK CONN. TECHNOLOGY CORP.</b>					
X±	X*± 1°					<b>TITLE:</b> 1.00MM RIGHT ANGLE SMT TYPE WIRE TO BOARD DUAL ROW CONNECTOR	
.X± 0.30	.X*±						
.XX± 0.20	.XX*±						
.XXX± 0.10	.XXX*±						
<b>CUSTOMER DRAWING</b>		PART NO. TS102WR-S-XXXX	DWG NO. 20120613				
APPROVED emily	CHECKED: emily	DRAWN: sunny	UNIT mm	SCALE: 5:1	SHEET: 1 / 1		
			PROJ. 	REV. A			